

The Dice logo, featuring the word "Dice" in a white, italicized, sans-serif font with a registered trademark symbol, set against a red speech bubble background.

*Dice*<sup>®</sup>

ISSUE #1: Q1 2020

# DICE TECH JOB REPORT

The Fastest Growing Hubs, Roles and Skills

# **1 HOTTEST CITIES AND STATES**

## **2 TOP TECH EMPLOYERS**

## **3 HOTTEST TECH OCCUPATIONS**

## **4 HOTTEST TECH SKILLS**





# WE'VE ANALYZED OVER 6 MILLION TECH JOB POSTINGS

We are excited to introduce the Dice Tech Job Report, taking a deep dive into tech's fastest growing skills, occupations and hubs. Using data from Dice's partner, Burning Glass Technologies, we've analyzed over 6 million tech job postings throughout the United States from 2018 and 2019 and are proud to present you with our findings.

2019 saw the growth of tech hubs across the U.S., the continued emergence of data-oriented occupations and skillsets, as well as increasing competition among businesses looking to hire. As we move further into 2020, more businesses are likely to put even more effort into hiring more tech professionals, which will mean that the time required to fill these positions will increase in tandem. Equipped with these insights, you and your business will be able to confidently navigate your 2020 tech hiring with the key knowledge of what's growing – and why.





# **1 HOTTEST CITIES AND STATES**



# HOTTEST CITIES AND STATES

The tech industry has always been synonymous with “traditional” tech hubs such as Silicon Valley, but 2019 has seen the expansion of emerging “innovation centers” and technology corridors in cities throughout the U.S. These smaller tech hubs—including Jacksonville, San Diego and Columbus—are working to attract an ever-increasing percentage of the country’s tech talent. While well-established tech hubs such as Austin, San Francisco and New York City still have a grip on industry hiring, these new innovation centers have several advantages when it comes to attracting talent: lower cost of living, higher quality of life, and growing opportunity for jobs. While historically these smaller tech hubs lacked career opportunities compared to their larger competitors, they are looking to increase their career offerings by actively attracting large businesses and fostering growing startups.

## TECH EMPLOYMENT BY STATE

2019 Rank	State	Change in Rank from 2018
1	California	—
2	Texas	—
3	New York	▲ 1
4	Virginia	▼ 1
5	Florida	—
6	Georgia	▲ 2
7	North Carolina	—
8	Illinois	▼ 2
9	Ohio	▲ 6
10	Massachusetts	—
11	Pennsylvania	▲ 1
12	Colorado	▲ 2
13	New Jersey	▼ 4
14	Washington	▼ 1
15	Maryland	▼ 4
16	Michigan	—
17	Arizona	—
18	Minnesota	—
19	Missouri	—
20	Wisconsin	—
21	Tennessee	—
22	Oregon	—
23	Alabama	▲ 2
24	Indiana	—
25	Connecticut	▼ 2

2019 Rank	State	Change in Rank from 2018
26	Utah	—
27	Iowa	—
28	South Carolina	—
29	Nevada	▲ 2
30	Oklahoma	▼ 1
31	Kentucky	▲ 2
32	Kansas	▼ 2
33	Nebraska	▼ 1
34	Louisiana	—
35	New Mexico	▲ 1
36	Delaware	▼ 1
37	Arkansas	—
38	Rhode Island	▲ 1
39	New Hampshire	▼ 1
40	Idaho	▲ 1
41	Hawaii	▼ 1
42	Mississippi	—
43	Maine	—
44	West Virginia	—
45	Alaska	—
46	South Dakota	—
47	North Dakota	▲ 1
48	Montana	▲ 1
49	Vermont	▼ 2
50	Wyoming	—





GOLDEN STATE DOMINANCE

At the state level, California leads in 2019 job postings while concurrently showing significant year-over-year growth. California’s hiring was led by Northrop Grumman, focused on Systems Engineers and security-related specialists; meanwhile, Amazon, though headquartered in Seattle, has also been hiring for its California offices. The e-commerce giant’s Lab126, located in Silicon Valley, has seen substantial success with its consumer products such as Echo/Alexa, which maintains 69% of the U.S. smart speaker market share (Source: CIRP), and as many as 10,000 employees working on the device.

Since 2012, the population of San Francisco’s 20-to-29-year-olds grew by more than 13%, which also provides businesses with an ever-expanding hiring pool (Source: CBRE). While San Francisco has the most job postings of any California city (making up 14% of the state’s overall job postings), San Diego shows the most significant growth (37%).

This growth in San Diego can be attributed to a lower cost of living for professionals; that stands in stark contrast to San Francisco, where sky-high housing costs require higher salaries in order to live comfortably. In fact, the average tech salary in San Diego is nearly \$15,000 less than San Francisco. One can partially attribute some of San Diego’s growth to businesses such as Northrop Grumman, Qualcomm and Booz Allen Hamilton.

Meanwhile, Sunnyvale, home to some of the tech industry’s most prominent businesses, has seen over 30% year-over-year increase in its job openings. Sunnyvale’s top hiring businesses include notable names such as Google, Walmart, Amazon and Lockheed Martin Corporation. Most of Sunnyvale’s high-volume job postings tend to revolve around software development, quality assurance and testing.

FASTEST GROWING STATES FOR TECH JOBS  
YEAR-OVER-YEAR GROWTH





TOP TECH EMPLOYMENT BY CITY

2019 Rank	City	Change in Rank from 2018
1	New York, NY	—
2	San Francisco, CA	—
3	Chicago, IL	—
4	Atlanta, GA	—
5	Los Angeles, CA	▲ 1
6	San Diego, CA	▲ 7
7	Charlotte, NC	▲ 3
8	Austin, TX	▼ 1
9	San Jose, CA	▲ 3
10	Seattle, WA	▼ 5
11	Boston, MA	▼ 3
12	Dallas, TX	▼ 3
13	Houston, TX	▼ 2
14	Columbus, OH	▲ 6
15	Denver, CO	—
16	Phoenix, AZ	—
17	Philadelphia, PA	—
18	Sunnyvale, CA	▲ 3
19	Tampa, FL	—
20	Minneapolis, MN	▼ 6

NEW YORK CITY STAYS ON TOP

While Silicon Valley has long been viewed as the country’s technology capital, New York City (a.k.a. “Silicon Alley”) has risen over the past decade as its East Coast equivalent, with the most job postings of any U.S. city. Thanks in part to former mayor Michael Bloomberg, New York City has recently sought to diversify its economy by making a hard push to attract not only tech titans such as Google and Amazon, but a rapidly climbing number of startups as well. In 2019, New York City represented almost 70% of the state’s overall job postings (despite state government’s attempts to make upstate towns like Buffalo more tech friendly). Amazon increased its job postings in New York City by more than 50% between 2018 and 2019, with targeted roles not only in software development, but in data and security.

ATLANTA SOLIDIFIES ITS POSITION

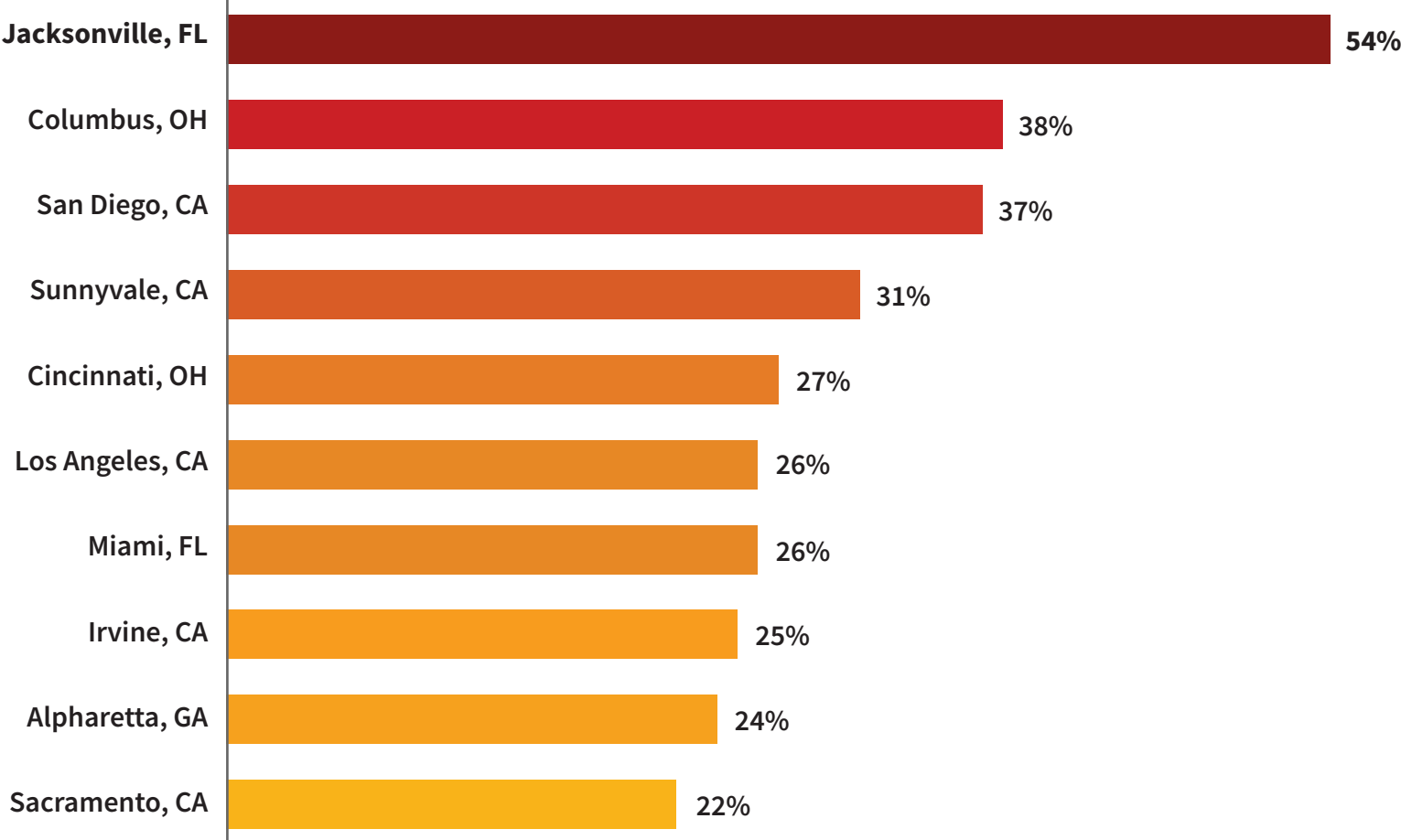
With a growing tech startup presence, Atlanta has the fourth most job postings of any U.S. city (only narrowly behind Chicago), accompanied by steady year-over-year growth. Atlanta benefits from Georgia Tech as a consistent source of tech talent for startups and large businesses alike, but businesses such as Deloitte, IBM, Capgemini, Cox Communications and Home Depot (headquartered in Atlanta) lead in the city’s overall hiring.





## FASTEST GROWING CITIES FOR TECH JOBS

YEAR-OVER-YEAR GROWTH



### FLORIDA EMERGES

While Florida ranked fifth nationally in the number of job postings in 2019, it has the largest year-over-year growth of any state. Although Tampa was the city with the highest volume of job postings, the real engine of the state’s tech job growth was Jacksonville, which experienced even faster growth than established tech hubs like New York

City, San Francisco and Atlanta. In Jacksonville, Bank of America and Blue Cross Blue Shield led in job-posting volume, and while Bank of America’s most frequent positions typically relate to business intelligence, software development and cybersecurity, Blue Cross Blue Shield’s job postings were led overall by analytics-oriented roles.

### COLUMBUS, OHIO, CHAMPIONS THE MIDWEST

With an expanding tech scene across the private and public sectors, Ohio grew double-digits over the past year, and with more than 32% of all tech job postings, Columbus is leading the state in tech expansion. These job postings are primarily led by JPMorgan Chase, but IBM also makes up a significant portion of the overall job postings, specifically listing skills like Internet of Things and Quantum Computing. These skills are consistent with their efforts to make quantum hardware available to the world with their recent unveiling of Q System One, the first ever quantum computer designed for commercial use. Columbus-based healthcare software company, CoverMyMeds, is also on track to increase their hiring well into 2020 and fill their 85,000 square foot office. (Source: CBRE)

### TOP EMPLOYERS IN COLUMBUS

- 1 JP Morgan Chase
- 2 IBM
- 3 Huntington National Bank
- 4 Accenture
- 5 Ohio State University







# **2 TOP TECH EMPLOYERS**



# TOP TECH EMPLOYERS

While tech companies dominated the tech hiring space for a period, today it’s fair to say that every business is a tech business, embracing data-related skills and occupations at an increasing pace. As a result of tech’s proliferation, talent is in high demand, and the time to fill can be significant (see *Hottest Tech Occupations*).

## TOP U.S. EMPLOYERS FOR TECH

2019 Rank	Company
1	Amazon
2	General Dynamics
3	Verizon Communications
4	Infosys
5	SAIC
6	Raytheon
7	Lockheed Martin
8	Oracle
9	Leidos
10	CACI
11	Booz Allen Hamilton
12	U.S. Bancorp
13	Best Buy
14	NTT Data
15	Bank of America
16	Boeing
17	Infosmart Technologies
18	Health Care Service Corporation
19	Target
20	AT&T
21	Dell
22	UnitedHealth Group
23	IBM
24	United Technologies Corporation
25	Capgemini

2019 Rank	Company
26	Northrop Grumman
27	Uber
28	Capital One
29	VMware
30	Salesforce
31	Charles Schwab
32	Google
33	Visa
34	Jacobs Engineering Group
35	Disney
36	Iqvia
37	Harris Corporation
38	CGI Group
39	Bcforward
40	Perficient
41	Centene Corporation
42	Wipro
43	Walmart
44	Navisite
45	Calance
46	Comcast
47	American Express
48	General Electric
49	DXC Technology
50	Hewlett-Packard





AMAZON

As mentioned before, Amazon is hiring at an incredible pace in New York City (although pulling back from an attempt to open a “second headquarters” in the city, it has nonetheless reserved 335,000 square feet of local office space for its employees), however, the tech giant is also posting job openings at a staggering level throughout the entire U.S. While most of these positions are still based in Seattle, Amazon has increased its hiring in both established and up-and-coming tech hubs including Herndon, VA, San Francisco, and Bellevue, WA. Amazon is hiring for a variety of roles in each of its offices, as well. In Herndon, near the company’s future

“HQ2” headquarters (slated for nearby Arlington), there’s a focus on data and cybersecurity, whereas in New York City, the focus is software development; in San Francisco, there’s a range of data-oriented roles, as well as software development and UX positions. Nationally, more than 20% of Amazon’s job postings fall under the *Software Developer* category, which remains consistent with nationwide hiring trends. At the same time, Amazon is also hiring a considerable number of UX designers, a position that has seen a 70% posting increase since 2018 for the company.

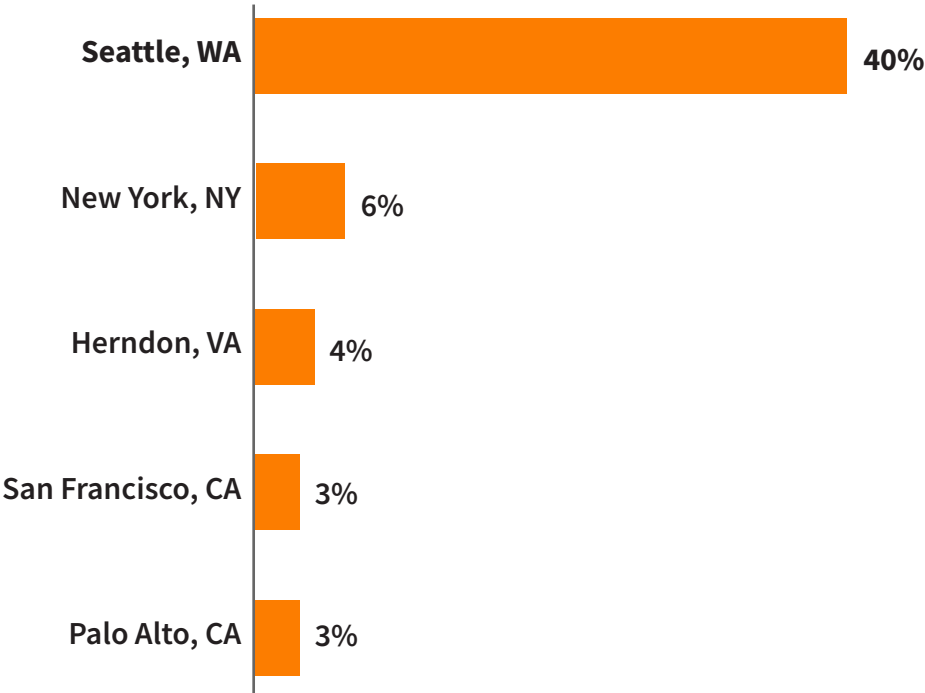
GENERAL DYNAMICS

With high job post growth between 2018 and 2019, General Dynamics is clearly looking to hire tech talent at a tremendous rate. This may be a result of the recent announcement that its Electric Boat unit received the largest shipbuilding contract in Navy history, with a deal outlining the exchange of nine Virginia-class attack submarines for \$22.2 billion. At General Dynamics, Information Systems and Systems Engineering were the company’s most requested skills in 2019, while also showing a significant increase in demand for SQL and Java, a trend consistent with their high demand for Software Developers.

VERIZON

Despite layoffs in its media division, Verizon is still growing its tech workforce in the United States. While Irving, Texas accounts for roughly 11% of the business’s job openings, Verizon is hiring considerable numbers in Ashburn, VA, Tampa, FL, and Alpharetta, GA. From 2018 to 2019, Verizon more than doubled its Network Engineer and Software Developer job postings – likely a sign of how the company will continue to invest in its talent for 2020.

WHERE IS AMAZON HIRING?



FOR WHICH POSITIONS IS AMAZON HIRING?

- 1 Software Developer
- 2 Network Engineer
- 3 Systems Engineer
- 4 Front End Developer
- 5 Business Intelligence Developer







# 3 HOTTEST TECH OCCUPATIONS



# HOTTEST TECH OCCUPATIONS

2019 saw continued demand for Software Developer roles, along with a continued need for data-related positions. From engineers that can move and prepare data to analysts that interpret and extract valuable insights and scientists that develop machine learning models that can take large datasets and learn how to process them on their own, data is both growing and changing.

Today's top executives understand that the best approach to tech is a holistic one. They need developers to build apps and other software, sysadmins and network administrators to build out and maintain IT infrastructure; however, they also see that it's crucial to retain specialists such as cybersecurity experts and UX/UI designers to tackle the broad range of company-vital operations.





TOP TECH OCCUPATIONS

2019 Rank	Occupation	Change in Rank from 2018
1	Software Developer	—
2	Network Engineer	▲ 1
3	Systems Engineer	▼ 1
4	Senior Software Developer	—
5	Software QA Engineer / Tester	—
6	Application Developer	—
7	IT Project Manager	—
8	Computer Support Specialist	—
9	Systems Administrator	—
10	Cyber Security Engineer	▲ 1
11	Business / Systems Analyst	▼ 1
12	Graphic Designer	—
13	Technical Support Engineer	—
14	Devops Engineer	▲ 7
15	Database Administrator	—
16	Computer Programmer	▲ 3
17	Business Intelligence Analyst	▼ 3
18	.NET Developer	▲ 2
19	Senior Java Developer	▼ 2
20	Systems Analyst	▼ 4

SOFTWARE DEVELOPER

TIME TO FILL: 39 DAYS

Top Skills: Java, SQL, JavaScript, Python, C++

Businesses throughout the United States are hiring Software Developers at a remarkable rate. In fact, this role accounts for roughly 12% of all tech job openings listed in the past year. Unsurprisingly, the top employers for Software Developer positions look very similar to the businesses with the largest job openings overall: IBM, Amazon and Accenture. Software Developer roles take an average of 39 days to fill, suggesting an aggressive competition among employers to hire top candidates.

While Software Developer is a generalized role, it shows a projected growth of over 30% in the next 10 years (per Burning Glass Technologies), suggesting that the position will play a primary role in most businesses’ hiring strategy for the foreseeable future. For Software Developers, the most common skills include Java, SQL, JavaScript, Python and C++.

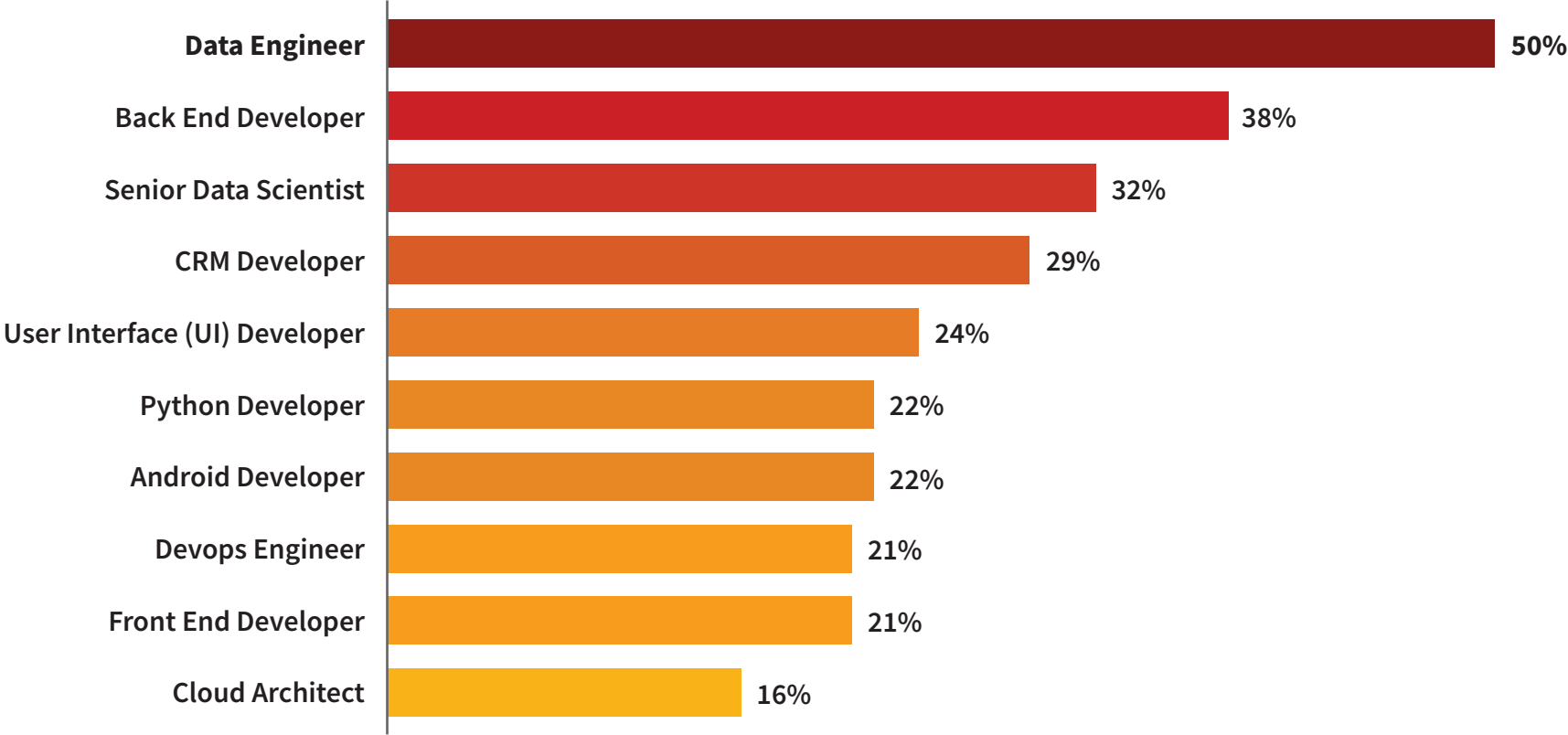
Employers who want to hire Software Developers with the right mix of skills and experience need to be prepared to not only pay out very competitive salaries and benefits, but also demonstrate that their companies offer a culture of growth; as a group, Software Developers are very interested in enhancing their skill-sets.





## FASTEST GROWING TECH OCCUPATIONS

YEAR-OVER-YEAR GROWTH



### BACK END DEVELOPER

TIME TO FILL: 44 DAYS

Top Skills: Java, Python, SQL, JavaScript, Git

Back End Developer job postings showed high growth in 2019, a trend consistent with the rise of data-oriented occupations. Back End Developers typically utilize SQL to manage data (among other tools, languages, and platforms). These job postings showed more than a 30% year-over-year increase in 2019, with companies including IBM, American Express, Goldman Sachs and Uber all hiring.

Java, Python, SQL, JavaScript and Git were the most-cited skills for Back End Developers. Professionals who take these roles will need to know how to efficiently scale up systems, transform data, set up automated testing frameworks, and address the inevitable security concerns that will arise. Thanks in part to such a broad collection of necessary skills, it takes an average of 44 days to fill Back End Developer positions.

### DATA ENGINEER

TIME TO FILL: 46 DAYS

Top Skills: Python, SQL, Big Data, Apache Hadoop, ETL

Of all the positions on this list, Data Engineer job postings had the most significant year-over-year growth. Data Engineers are usually tasked with constructing and maintaining repositories of data, such as customer-information databases. Inclusive of those responsibilities, they also monitor the movement and status of data throughout these systems, which can mean tagging and cleaning huge datasets as they become available. Their work is what allows data analysts and data scientists to analyze datasets for insights.

Data Engineer positions typically require skills such as Python, SQL and AWS as well as the standard Big Data tools and platforms such as Apache Hadoop, Scala and Apache Hive. As with Back End Developers, such a highly specialized skillset means that the average time to fill Data Engineers averages 46 days, a time frame that may increase in 2020 as more companies compete to find the talent they need to handle their sprawling data infrastructure. Notably, Amazon, Accenture and Capital One are all hiring Data Engineers at high rates.

### TOP SKILLS FOR DATA ENGINEERS

- |                 |                    |
|-----------------|--------------------|
| 1 Python        | 6 Java             |
| 2 SQL           | 7 Pipeline         |
| 3 Big Data      | 8 Data Warehousing |
| 4 Apache Hadoop | 9 Data Science     |
| 5 ETL           | 10 Scala           |





CRM DEVELOPER

TIME TO FILL: 46 DAYS

Top Skills: Salesforce, Visualforce, Lightning, JavaScript, Apex Code

Today, it’s business critical to have a customer relationship management (CRM) system in place to centralize and organize customer data. In recent years, Salesforce has cemented its place as the go-to cloud-based CRM software, with more than 19% of market share (Source: Forbes). As a result, CRM Developers competent in Salesforce find themselves in increasing demand, with positions averaging 46 days to fill. Businesses like Humana and

consultancies like Accenture and IBM are observed looking to hire for this position, suggesting a need in their client base for this competency. As expected, the most in-demand skills for this occupation include proficiency in Salesforce, Visualforce, Salesforce Lightning, JavaScript and Apex Code. Over the next 10 years, the CRM Developer occupation is projected to reach a growth of over 30%.

TOP EMPLOYERS FOR CRM DEVELOPERS

- 1 Accenture 2 IBM 3 Humana 4 Silverline 5 Deloitte

USER INTERFACE (UI) DEVELOPER

Top Skills: JavaScript, HTML5, AngularJS, React, Java

Time to fill: 40 days

Good UX (user experience) and UI (user interface) design can mean the difference between a product’s success and failure; just ask Apple, which leveraged good design into a trillion-dollar market cap. “Friendly” and effective UI also distinguishes Google, Netflix, and Amazon from would-be competitors. As more companies wake up to the value of great UX/UI, job postings for the role have

increased by roughly 24% since 2018 and are expected to continue to grow by more than 14% over the next decade. The most requested skills for UI Developers include JavaScript, HTML5, AngularJS, React, Java and CSS, while businesses like IBM and Accenture are hiring for these roles at a high scale.





# 4 HOTTEST TECH SKILLS

```
67 <h1>{{blog.title}}</h1>
68 </>
69 <p class="header-description">Development Lead at <a href="http://elementthree.com" target="_blank">Element
70 Threes</a>. <br>Co-Creator of <a href="http://
71 <a href="mailto:hello@zackphilipps.com">hello</a> or
72 <a href="http://twitter.com/zackphilipps" target="_blank">
73 <i class="ion-social-twitter"></i>
74 </>
75 <a href="http://
76 <i class="ion-social-
77 <i class="ion-social-octocat"></i></>
78 </>
79 <p>
80 <a href="http://
81 id="docs-mobile">View My Portfolio</a>
82 </p>
83 </header>
84 {{{body}}}
85
86 <footer id="footer">
```



# HOTTEST TECH SKILLS

While employers continue to create more job postings for data-related occupations, it’s important to note a similar trend for skills related to building and maintaining databases. With the rise of cloud technology, the decline in storage costs and the rise of sophisticated analytics platforms, data storage and analysis have gained major industry prevalence over the past decade, with their related skills experiencing a marked demand increase across U.S.-based employers.





TOP TECH SKILLS

2019 Rank	Occupation	Change in Rank from 2018
1	SQL	—
2	Java	—
3	JavaScript	▲ 1
4	Project Management	▼ 1
5	Python	▲ 1
6	Linux	▼ 1
7	Oracle	—
8	Microsoft C#	—
9	Scrum	▲ 1
10	Quality Assurance and Control	▼ 1
11	Git	▲ 1
12	DevOps	▲ 4
13	C++	—
14	UNIX	▼ 3
15	SQL Server	▼ 1
16	.NET	▼ 1
17	Agile Development	▲ 2
18	System Administration	▼ 1
19	Relational Databases	▲ 1
20	Extensible Markup Language (XML)	▼ 2

PYTHON

**Top Jobs Requesting Python:**  
Data Scientist, Data Engineer, Financial Quantitative Analyst, Biostatistician, Computer Scientist

Already a well-established language, Python has seen its demand increase over the past year. Almost 20% of Software Developer roles now request Python, along with 75% of Data Scientist roles and 64% of Data Engineer job postings. But what accounts for this growth?

Over the past thirty years, Python has been increasingly taught in schools across the country as an introductory programming language. That means that several generations of technologists are entering the job market

with substantial Python knowledge. In turn, that puts more pressure on companies to build out their apps and infrastructure in Python. Over the past few years, industries such as finance have increasingly turned to Python developers to create mission-critical software; in addition, nascent-but-growing disciplines such as machine learning and artificial intelligence (A.I.) have also embraced Python as a part of their software stacks, making it easier to quickly pull in and onboard talent. Trust that Python’s momentum will continue well beyond 2020.

DEVOPS

**Top Jobs Requesting DevOps:**  
Software Developer, Computer Systems Engineer, Data Engineer, Validation Engineer, Network Engineer

While DevOps was listed in fewer job postings than other skills in 2020, it showed tremendous year-over-year growth and is likely to continue on that path. In fact, in the next 10 years, DevOps has a 39.3% projected increase, certainly a reflection of companies’ continuing need to build and release software.

DevOps Engineers manage the development life cycle, which means they’re largely responsible for hitting

deadlines and delivering software that actually works. As such, they’re critical to companies’ development roadmaps. DevOps Engineer job openings have increased nearly 20% year-over-year; knowledge of DevOps practices is also requested in 12.3% of Software Developer roles and 10% of Computer Systems Engineer and Data Engineer job postings. Of the companies hiring for this skill, IBM, Deloitte and Humana top the list.





KUBERNETES AND DOCKER

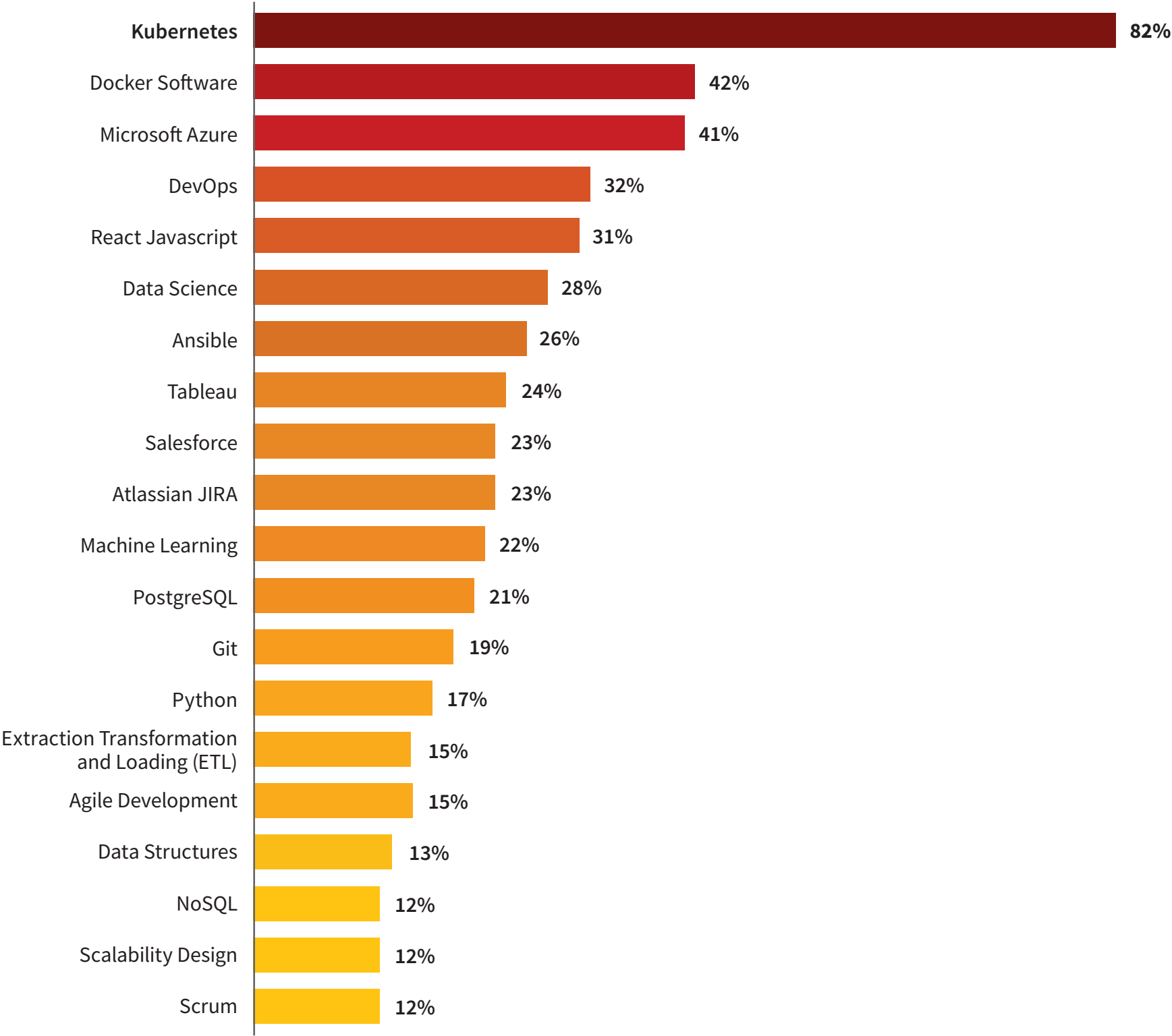
Over the past few years, it’s been all about containerization. These “containers,” or isolated user-space instances, allow everyone from developers to system administrators to test and deploy applications without worrying that a crash or a bad bit of code will take down an entire system. Kubernetes is an open-source platform that automates the management and deployment (as well as scaling) of containers, originally designed by Google but now (thanks to its open-source nature) adapted by any number of companies for very specific use-cases. Docker is a particularly popular tool for container management.

Given the popularity of containers, it’s no wonder that Kubernetes shows a year-over-year growth of 82%, along with a projected growth of more than 67% in the next 10 years. Job postings that most commonly request Kubernetes include Validation Engineer (8%), Data Engineer (6%) and Software Developer (6%). Some of the businesses that are hiring for Kubernetes at the highest volume include IBM, Capital One and Booz Allen Hamilton.

Meanwhile, Docker has shown year-over-year growth at a rate of 42%, with a very consistent 10-year projected growth of 41%. Like Kubernetes, roles that request Docker as a skill include Validation Engineer (5%), Data Engineer (4%) and Software Developer (6%), suggesting that businesses expect professionals to be proficient in both.

FASTEST GROWING TECH SKILLS

YEAR-OVER-YEAR GROWTH





DATA SCIENCE

**Top Jobs Requesting Data Science:**  
Data Scientist, Data Engineer, Data Mining Analyst, Statistician, Computer Scientist

Increasingly, businesses are recognizing data science as a tool for gaining valuable strategic insight. As a result, data science has a projected job growth of over 38% in the next 10 years. As one would expect, data science as a skill is requested in over 94% of Data Scientist job postings, and it’s often requested for adjacent roles such as Statistician (11%), Biostatistician (9%) and Database Architect (7%). Companies looking for data science fluent professionals include Bayer, Wells Fargo and Facebook. Healthcare, technology, and consulting are the three fields with the largest need for data science talent (based on job postings), although every industry is being touched more and more by this discipline.

In addition to mastering “basic” data science tools and languages such as R, Python, Tableau, and Apache Hadoop, Data Scientists are increasingly being asked to master machine learning and artificial intelligence (A.I.), which are seen as key ways to extract invaluable insights from massive datasets in an expedited manner. As a result, you can see machine-learning and A.I. experts jump into a data science role, and vice versa. Companies with significant budgets to spend on talent (such as Facebook) are seeking an additional advantage in the data science field by targeting candidates who not only have deep data science skills and experience, but also have working knowledge of current machine learning and A.I. tools.

MACHINE LEARNING

**Top Jobs Requesting Machine Learning:**  
Data Scientist, Computer Scientist, Data Engineer, Robotics Engineer, Financial Quantitative Analyst

As mentioned above, machine learning and data science have become increasingly linked in recent years. Machine learning models can take large datasets and process them in increasingly sophisticated ways, yielding insights at an exponentially quicker rate than humans could potentially achieve on their own (in fact, 68% of Data Scientist job postings requested machine learning as a skill).

Machine learning has a projected growth of 37% over the next 10 years, and already businesses such as Amazon, IBM and Deloitte are looking to hire as many machine learning

specialists as they can find. Although some companies are working on tools that will put easy-to-learn machine learning tools in the hands of many employees, this is a sophisticated field that will demand deep subject-matter experts for the foreseeable future, especially when it comes to creating mission-critical machine-learning algorithms. Salaries for these kinds of professionals are generally high, which risks putting the building of substantial machine-learning teams in the hands of only the most well-monetized companies.



NOSQL

**Top Jobs Requesting NoSQL:** Data Engineer, Database Architect, Data Scientist, Software Developer, Web Developer

As a skill, NoSQL showed stable growth in 2019 and is projected to grow by over 14% in the next 10 years, demonstrating how companies are increasingly relying on a variety of database management platforms and tools (rather than traditional SQL for data queries). In fact, 22% of Data Engineer, 8% of Database Architect and 7% of Data Scientist job postings request NoSQL as a skill. In addition, job postings for more generalized positions such as Software Developer requested the skill at more than 6%, an indication that employers want developers who are comfortable with database and dataset management.







# ABOUT DICE

Dice is a leading tech career hub connecting employers with skilled technology professionals and providing tech professionals with career opportunities, data, insights and advice. Established in 1990, Dice began as one of the first career sites and today provides a comprehensive suite of recruiting solutions, empowering companies and recruiters to make informed hiring decisions. Dice serves multiple markets throughout North America.

Ready to hire?

LET'S GET STARTED

If you'd like to speak to us right away, call 1.800.979.DICE (3423)



Dice is a [DHI Group, Inc.](#) (NYSE:DHX) service.

## Methods

To gather these insights, job posting data was provided by Dice's partner, Burning Glass Technologies, which has a database of more than 1 billion current and historical job postings worldwide. Dice analyzed over 6 million tech job postings in the U.S. To gather our specific dataset, we filtered for "Information Technology" jobs with hours that fall under "Full Time," "Part Time" and "Not Listed," as well as job types that are categorized as "Permanent," or "Not Listed." Year-over-year data was gathered by ranking the growth of top cities, occupations and skills that met minimum job post criteria.

The datasets used for the "Top Employers" section were gathered by using the above criteria, with an additional filter for job postings that only derive from employer sites. All other data incorporates job postings from employer sites, job boards, staffing agencies and free job boards.

